

# STEWART

## 2.6

7-10 ■ Find an equation of the tangent line to the curve at the given point.

7.  $y = (x - 1)/(x - 2)$ , (3, 2)


8.  $y = 2x^3 - 5x$ , (-1, 3)

9.  $y = \sqrt{x}$ , (1, 1)

10.  $y = 2x/(x + 1)^2$ , (0, 0)


11. (a) Find the slope of the tangent to the curve  $y = x^3 - 4x + 1$  at the point where  $x = a$ .

(b) Find equations of the tangent lines at the points (1, -2) and (2, 1).

 (c) Graph the curve and both tangents on a common screen.

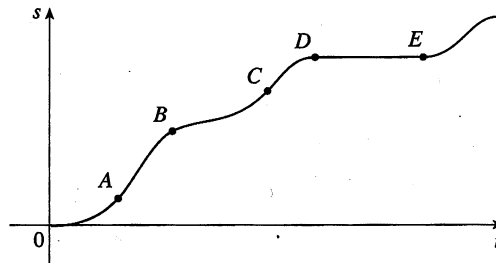
12. (a) Find the slope of the tangent to the curve  $y = 1/\sqrt{x}$  at the point where  $x = a$ .

(b) Find equations of the tangent lines at the points (1, 1) and  $(4, \frac{1}{2})$ .

 (c) Graph the curve and both tangents on a common screen.

13. The graph shows the position function of a car. Use the shape of the graph to explain your answers to the following questions.

- What was the initial velocity of the car?
- Was the car going faster at B or at C?
- Was the car slowing down or speeding up at A, B, and C?
- What happened between D and E?



14. Valerie is driving along a highway. Sketch the graph of the position function of her car if she drives in the following manner: At time  $t = 0$ , the car is at mile marker 15 and is traveling at a constant speed of 55 mi/h. She travels at this speed for exactly an hour. Then the car slows gradually over a 2-minute period as Valerie comes to a stop for dinner. Dinner lasts 26 min; then she restarts the car, gradually speeding up to 65 mi/h over a 2-minute period. She drives at a constant 65 mi/h for two hours and then over a 3-minute period gradually slows to a complete stop.

15. If a ball is thrown into the air with a velocity of 40 ft/s, its height (in feet) after  $t$  seconds is given by  $y = 40t - 16t^2$ . Find the velocity when  $t = 2$ .

16. If an arrow is shot upward on the moon with a velocity of 58 m/s, its height (in meters) after  $t$  seconds is given by  $H = 58t - 0.83t^2$ .

- Find the velocity of the arrow after one second.
- Find the velocity of the arrow when  $t = a$ .
- When will the arrow hit the moon?
- With what velocity will the arrow hit the moon?

17. The displacement (in meters) of a particle moving in a straight line is given by the equation of motion  $s = 4t^3 + 6t + 2$ , where  $t$  is measured in seconds. Find the velocity of the particle at times  $t = a$ ,  $t = 1$ ,  $t = 2$ , and  $t = 3$ .

18. The displacement (in meters) of a particle moving in a straight line is given by  $s = t^2 - 8t + 18$ , where  $t$  is measured in seconds.

(a) Find the average velocities over the following time intervals:

(i) [3, 4]                      (ii) [3.5, 4]

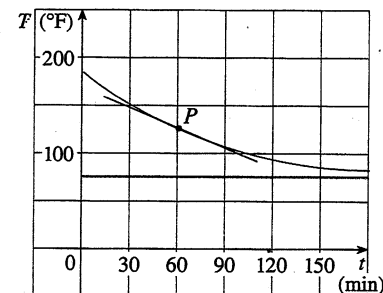
(iii) [4, 5]                      (iv) [4, 4.5]

(b) Find the instantaneous velocity when  $t = 4$ .

(c) Draw the graph of  $s$  as a function of  $t$  and draw the secant lines whose slopes are the average velocities in part (a) and the tangent line whose slope is the instantaneous velocity in part (b).

19. A warm can of soda is placed in a cold refrigerator. Sketch the graph of the temperature of the soda as a function of time. Is the initial rate of change of temperature greater or less than the rate of change after an hour?

20. A roast turkey is taken from an oven when its temperature has reached 185 °F and is placed on a table in a room where the temperature is 75 °F. The graph shows how the temperature of the turkey decreases and eventually approaches room temperature. (In Section 7.4 we will be able to use Newton's Law of Cooling to find an equation for  $T$  as a function of time.) By measuring the slope of the tangent, estimate the rate of change of the temperature after an hour.



21. (a) Use the data in Example 4 to find the average rate of change of temperature with respect to time

(i) from 8 P.M. to 11 P.M.

(ii) from 8 P.M. to 10 P.M.

(iii) from 8 P.M. to 9 P.M.

(b) Estimate the instantaneous rate of change of  $T$  with respect to time at 8 P.M. by measuring the slope of a tangent.

22. The population  $P$  (in thousands) of Belgium from 1992 to 2000 is shown in the table. (Midyear estimates are given.)

Year	1992	1994	1996	1998	2000
$P$	10,036	10,109	10,152	10,175	10,186

- (a) Find the average rate of growth
- from 1992 to 1996
  - from 1994 to 1996
  - from 1996 to 1998
- In each case, include the units.
- (b) Estimate the instantaneous rate of growth in 1996 by taking the average of two average rates of change. What are its units?
- (c) Estimate the instantaneous rate of growth in 1996 by measuring the slope of a tangent.

23. The number  $N$  (in thousands) of cellular phone subscribers in Malaysia is shown in the table. (Midyear estimates are given.)

Year	1993	1994	1995	1996	1997
$N$	304	572	873	1513	2461

- (a) Find the average rate of growth
- from 1995 to 1997
  - from 1995 to 1996
  - from 1994 to 1995
- In each case, include the units.
- (b) Estimate the instantaneous rate of growth in 1995 by taking the average of two average rates of change. What are its units?
- (c) Estimate the instantaneous rate of growth in 1995 by measuring the slope of a tangent.

24. The number  $N$  of locations of a popular coffeehouse chain is given in the table. (The number of locations as of June 30 are given.)

Year	1994	1995	1996	1997	1998
$N$	425	676	1015	1412	1886

- (a) Find the average rate of growth
- from 1996 to 1998
  - from 1996 to 1997
  - from 1995 to 1996
- In each case, include the units.
- (b) Estimate the instantaneous rate of growth in 1996 by taking the average of two average rates of change. What are its units?
- (c) Estimate the instantaneous rate of growth in 1996 by measuring the slope of a tangent.
25. The cost (in dollars) of producing  $x$  units of a certain commodity is  $C(x) = 5000 + 10x + 0.05x^2$ .
- (a) Find the average rate of change of  $C$  with respect to  $x$  when the production level is changed
- from  $x = 100$  to  $x = 105$
  - from  $x = 100$  to  $x = 101$
- (b) Find the instantaneous rate of change of  $C$  with respect to  $x$  when  $x = 100$ . (This is called the *marginal cost*. Its significance will be explained in Section 3.3.)